


# Investor Visit

- Barclays
- T. Rowe Price
- Pictet Group
- Vanguard
- Aristotle Credit Partners
- Fountainhead Asset Management

February 2<sup>nd</sup>, 2024

Banco de Bogotá 

Banco de Bogotá 





Banco de Bogotá is an issuer of securities in Colombia and, as such, it is required to comply with periodic reporting requirements and corporate governance practices. As a financial institution, the Bank is subject to inspection and surveillance from Colombia's Superintendency of Finance.

The financial information included in this report was prepared with unaudited consolidated financial information, in accordance with IFRS as currently issued by the IASB. Details of the calculations of non-GAAP measures such as ROAA and ROAE, among others, are explained when required in this report.

On March 25, 2022, Banco de Bogotá ("BdB") conducted a spin-off of 75% of its ownership in BAC Holding International Corp ("BHI") to its shareholders. Prior to the spin-off, BdB consolidated BHI, being its direct parent company. The Bank retained a 25% stake in BHI between March and December 2022. During this period, BHI was an associate company, which's value was reflected in the Balance Sheet through the Investment in Associates account. Its income reflected in the P&L as Equity Income from Associates and Dividends. On December 14, 2022 the Bank sold 20.89% of the outstanding shares of BHI through a tender offer. Between December 2022 and March 2023, the BdB held 4.11% ownership of BHI's shares, as an investment at fair value through Other Comprehensive Income. The remaining 4.11% stake was sold to Endor Capital Assets S.R.L. in March, 2023. For comparison purposes, in proforma financial statements, BHI's property is reclassified from Investment in Associates and Joint Ventures, to Discontinued assets. BHI's income as an associate is reclassified in the P&L Statement from Equity Method Income and Dividends, to Income from Discontinued Operations. Purport to be indicative of our results of operations or financial position had the relevant transactions occurred on the dates assumed and does not project our results of operations or financial position for any future period or date.

The Colombian peso/dollar end-of-period annual and quarterly revaluation as of September 30, 2023 was 11.7% and 3.0%, respectively. In this report, calculation of growth, excluding the exchange rate movement of the Colombian Peso, use the exchange rate as of September 30, 2023 (COP 4,053.76).

This report includes forward-looking statements. In some cases, you can identify these forward-looking statements by words such as "may," "will," "should," "expects," "plans," "anticipates," "believes," "estimates," "predicts," "potential," or "continue," or the negative of these and other comparable words. Actual results and events may differ materially from those anticipated herein as a consequence of changes in general, economic and business conditions, changes in interest and currency rates and other risk factors. Recipients of this document are responsible for the assessment and use of the information provided herein. Matters described in this presentation and our knowledge of them may change extensively and materially over time but we expressly disclaim any obligation to review, update or correct the information provided in this report, including any forward looking statements, and do not intend to provide any update for such material developments prior to our next earnings report. The content of this document and the figures included herein are intended to provide a summary of the subjects discussed rather than a comprehensive description.

In this document we refer to trillions as millions of millions and to billions as thousands of millions.

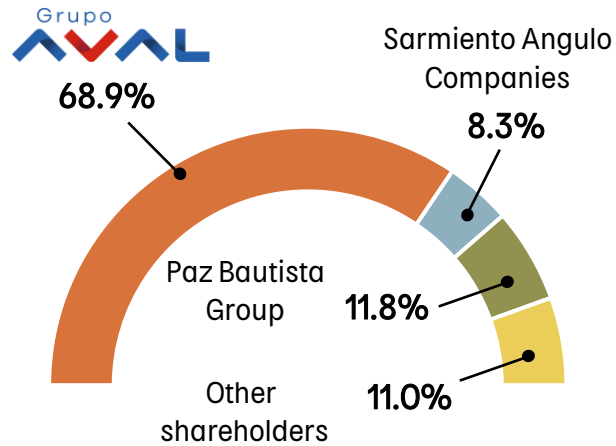


# Business Overview

- ✓ Founded in 1870, Banco de Bogotá is Colombia’s oldest financial institution and the main subsidiary of Grupo Aval, the leading financial group in Colombia.
- ✓ Universal bank with a strong presence in the commercial and consumer lending segments.
- ✓ Listed in the Colombian Stock Exchange (BVC), Banco de Bogotá’s market capitalization as of September 30th, 2023, was USD \$2.2 billion.

- ✓ We contribute to the growth and well-being of society and our stakeholders through the responsible management of our financial services.
- ✓ Our activity is supported by the effort and dedication of our employees, as well as the trust received from our shareholders and investors.

## Ownership



[Click here for additional detail on our shareholder structure](#)

## International Recognitions and Awards

Best Bank in Colombia 2023



Best Bank in Digital Lending and Best Mobile App

Best Foreign Exchange Provider in Colombia 2023

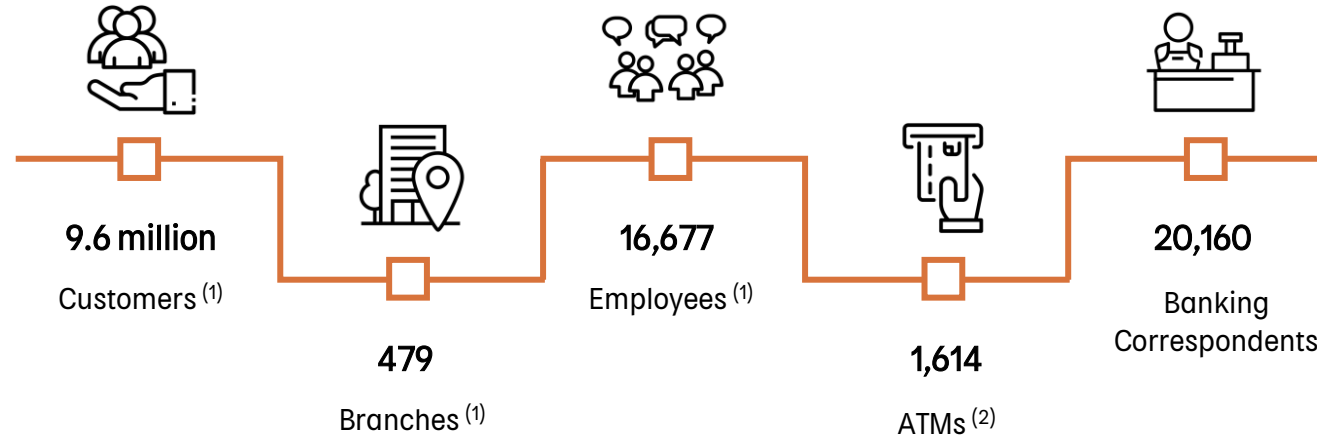
World’s Best Financial Innovation Labs 2023, working with startups and scaleups



Best Bank for Digital Solutions in Colombia



# Presence and Key Figures Q3 2023



## Market Share

Banco de Bogotá is a leading institution in Colombia



Source: Company's Information

(1) Reflects consolidated figures of customers, employees and branches of Banco de Bogotá, Banco de Bogotá Panamá, Almaviva, Fiduciaria Bogotá and Multi Financial Group (MFG) as of September 30, 2023.

(2) Includes Banco de Bogotá's and Multi Financial Group's ATMs.

(3) Source: Panamanian Banking Superintendence, only considering general licensed banks, figures as of September 2023.

(4) Source: Colombian Financial Superintendence. Net Income (Jan. – Sep. 2023). Gross loans exclude repos and Interbank loans. Deposits include other deposits.



# Corporate Structure Reflects Business Diversification



Universal Bank with a wide portfolio of products and services.  
Presence across Colombia and Panama. Agencies in Miami and New York.<sup>(1)</sup>

## Subsidiaries in Colombia

Fiduciaria Bogotá   
94.99%

Almaviva   
95.81%<sup>(2)</sup>

 megaLINEA  
94.90%

  
38.90%

## Foreign Subsidiaries

  
100%<sup>(3)</sup>

Banco de Bogotá   
Panamá

Banco de Bogotá   
New York Agency

Banco de Bogotá   
Miami Agency

## Associates and Joint Ventures

  
46.91%<sup>(4)</sup>

  
Corficolombiana  
34.72%

CasadeBolsa   
la corredora de bolsa de Grupo Asial  
22.80%

  
ATH  
20.00%

 soy yo  
33.33%

(1) For further information on Banco de Bogotá's products and services, visit <https://www.bancodebogota.com/wps/portal/banco-de-bogota/bogota/informacion-productos-servicios>  
(2) Banco de Bogotá owns 95.81% of Almaviva through 94.93% direct ownership and 0.88% of indirect ownership through Banco de Bogotá Nassau Ltd.  
(3) Banco de Bogotá owns 99.57% of MultiFinancial Group through 100% ownership of MultiFinancial Holding.  
(4) Banco de Bogotá owns 46.91% of Porvenir through 36.51% direct ownership and 10.40% of indirect ownership through Fiduciaria Bogotá.

# Our Corporate Strategy Supports Long-term Goals

## Customer

We ensure **positive and memorable experiences** to achieve customer **loyalty** and **recommendation**, through differentiated solutions and omnichannel service.

## Risk Control

We **comprehensively manage** the risks inherent to our business, preserving the **healthy growth** of our loan portfolio and the **strength** of our **balance sheet**.

## Analytical Capacity and Digital Transformation

We transform customers' lives by delivering **digital experiences**, fostering **technology in business processes** and strengthening our **analytics capabilities**.



## Sustainable Growth

We **grow** the business **profitably** by developing value offerings that allow us to accompany and **support our customers** throughout their life cycle and provide them with **sustainable financial solutions**.

## Expense Control and Operational Excellence

We efficiently control **expenses** and make processes **agile, simple and safe** to achieve **operational excellence**.

## Employees & Society

We promote the **well-being** of our **employees**, the **sustainable development of society** and the **protection of the environment**.



## How did we close 2022?

### Customer

- **End-to-end flows** for **100% digital disbursements** of vehicles, microfinance and housing loans.
- Implementation of spaces for people with **disabilities** and **sign language interpretation**.
- ATM renovation plan was completed : 325 ATMs with **state-of-the-art technology**.

### Sustainable Growth

- Nearly **\$4.5 trillion** in our **green and social lending** portfolio.
- We disbursed **\$100.5 billion** for **economic reactivation and job creation**.
- We disbursed **2,919 loans** to support **agriculture**, through the **Crediagrario** microfinance line.

### Analytical Capacity and Digital Transformation

- **1.3 million digital loans** were placed with a total balance of **\$4.4 trillion**, representing a growth of 92% compared to 2021.
- More than **2.2 million customers** were able to validate their identity with **facial recognition**.
- We developed 20 **Machine Learning** models, generating more than \$789 billion in increased lending, deposits and insurance sales.

### Risk Control

- We **identified high-risk segments**, considering macroeconomic conditions for approval and exposure.
- Work plans established to manage solutions to **cybersecurity** incidents.
- Since 2019 we analyze **environmental and social criteria**, now including climate change risk.

### Expense Control and Operational Excellence

- We implemented the **first electronic signature for legal entities in the country**, reducing operational processes.
- We installed self-sustainable ecosystems as part of the **energy efficiency plan for 20 branches**.
- Banco de Bogotá was certified as **the first Carbon Neutral financial institution in the country**.

### Employees and Society

- We were certified for third consecutive year as a **Great Place to Work**.
- We developed the **"Mujeres Cambiando la Moda"** program, promoting high-potential ventures led by women that have sustainability criteria in their business.
- We planted **23,847 native trees** and generated more than 210 jobs with our **Amazonía debit card**. \$586 million were donated to promote education programs with the Unicef debit card.



## How is 2023 going?

### Customer

- We have focused on improving customer **experience in all our segments**, positively impacting our **NPS**. In 2023, Relational NPS is 51.2, increasing 1.8 vs 2022 and 9.2 vs 2021.
- We have focused on achieving greater concentration of **retail customers** both in **lending and deposits**.

### Analytic Capacity and Digital Transformation

- We have started to incorporate **Generative Artificial Intelligence** through use cases in different business processes.
- We were recognized by **Global Finance** as the **Best Financial Innovation Lab** in Colombia in the category lab for financial services companies working with external start-ups and scale-ups.
- We received Euromoney's **Best Bank for Digital Solutions in Colombia** award

### Expense Control and Operational Excellence

- We continue to develop initiatives in different areas of the Bank to maximize the use of our resources, generating synergies that result in better operational management.

### Sustainable Growth

- Our transformation has been validated by our clients, allowing us to grow our gross loan portfolio by **5.6%** by June 2023, which in a banking system growing at 1.7%, has allowed us to gain 43 bps of **market share**.

### Risk Control

- We are leveraging the incorporation of new information sources and new analytical models to optimize our credit models, facilitating credit access for our customers.

### Employees and Society

- We continue our transformation towards a work approach based on **agile** principles to empower our talent.
- We have been included in the **Top 10 Most Inclusive Companies in Latin America**, awarded by the "Cámara Colombiana de la Diversidad".

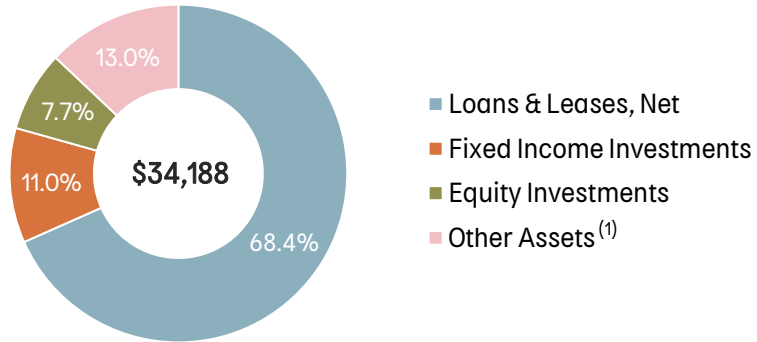




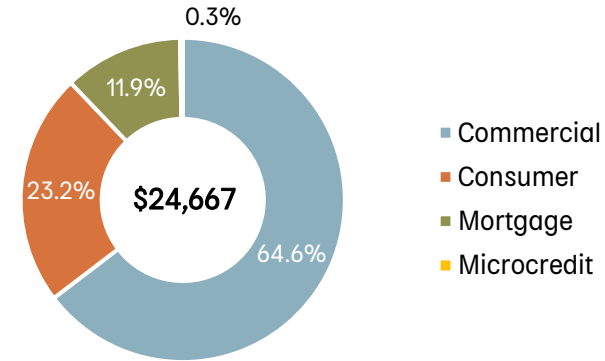
# Financial Results Q3-2023

Figures in USD millions

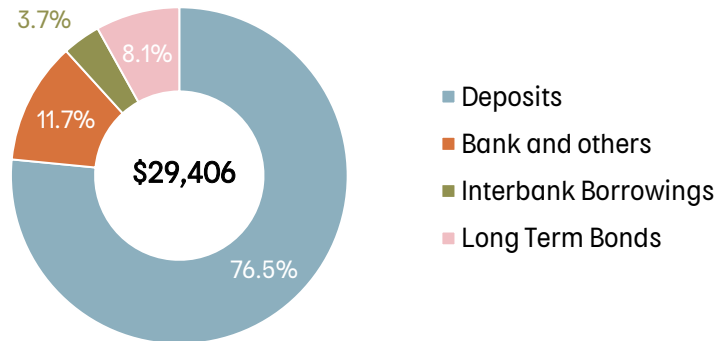
### Total Assets Breakdown



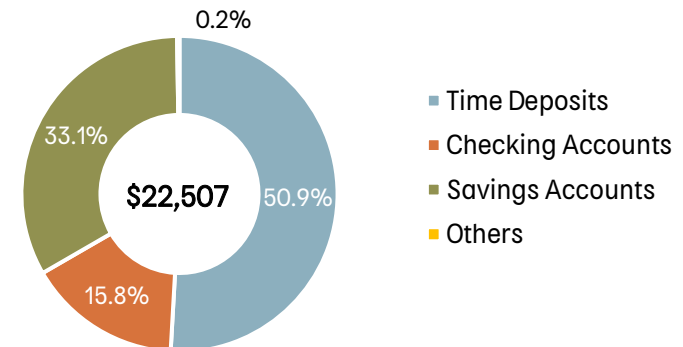
### Gross Loan Portfolio <sup>(2)</sup>



### Total Funding



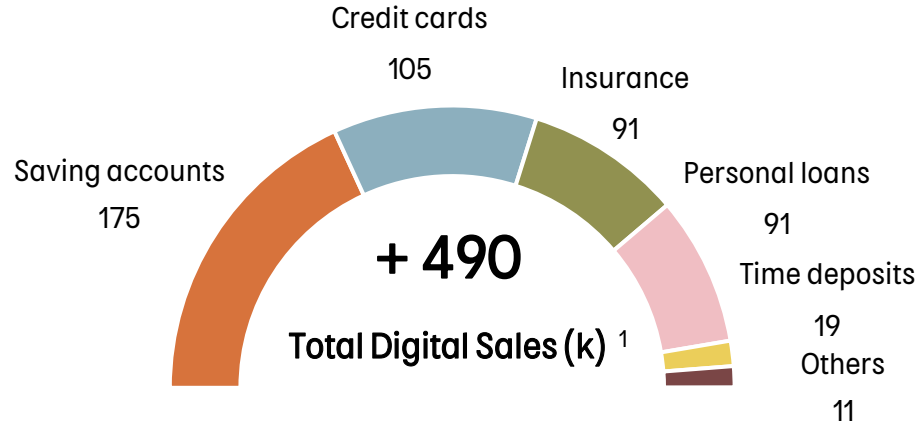
### Total Deposits



(1) Other assets: cash and balances with central banks, derivatives, provisions for financial assets held for investment, other financial assets at fair value through P&L, non-current assets held for sale, tangible assets, intangible assets, other receivables, derivative hedging instruments, other assets and income tax assets (deferred tax assets and liabilities are included on a net basis).  
 (2) Gross loan portfolio excludes repos and interbank funds.



# Digital Transformation

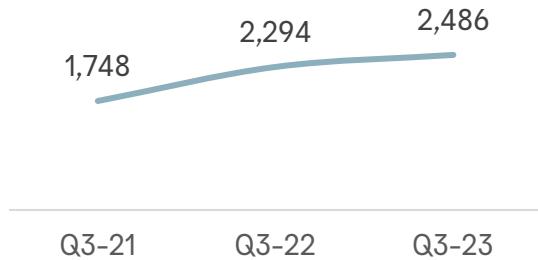


## Sales Channel Transformation



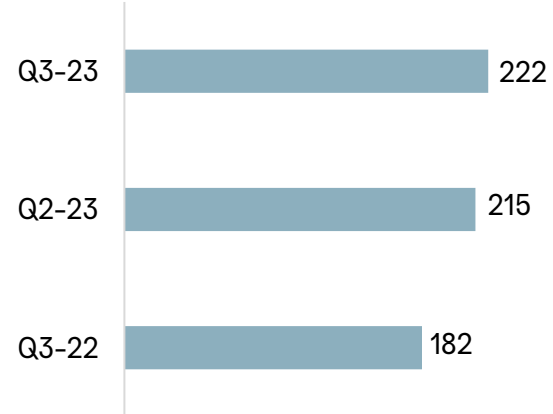
## Active Digital Retail Clients (k)

Δ CAGR 19.2%



**67.7%**  
of our customers use digital channels

## Total Digital Transactions (millions)



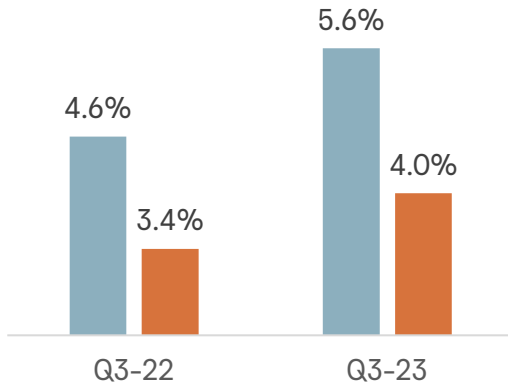
**75%**  
of all transactions were performed through digital channels

(1) Digital sales are those performed through all our digital channels, including tablets. Sales figures include the following products: savings accounts, credit cards, personal loans, insurance, disbursed mortgage loans, loan purchases, payroll advance (ADN), Term Deposits, payroll loans, substitution of liabilities, BNPL, vehicles, microfinance and checking account.



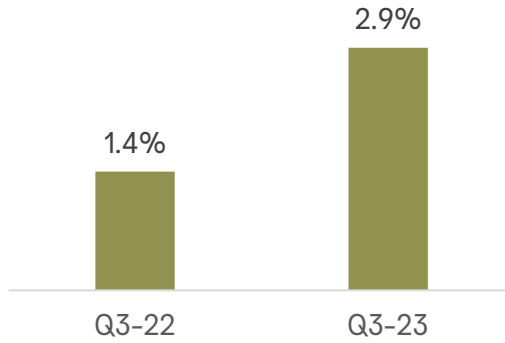
# Risk Control at the Core of our Operations

### Asset Quality-PDLs



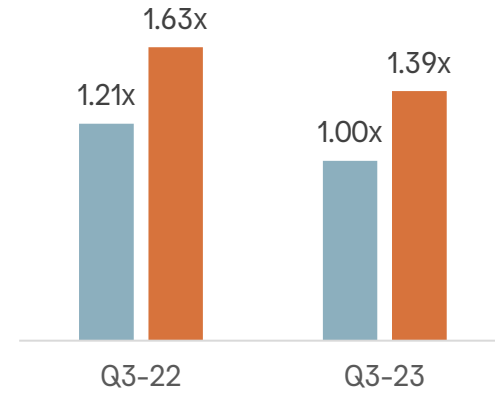
### Net Cost of Risk

*Impairment loss, Net / average loans*

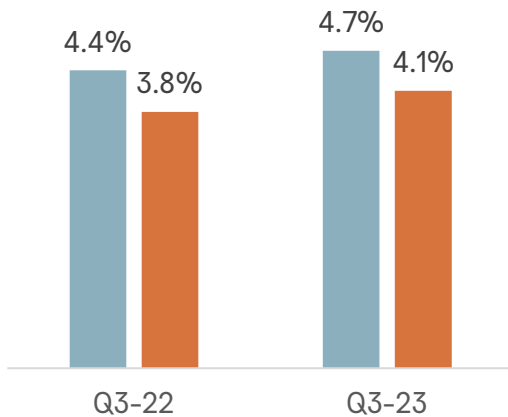


### Coverage

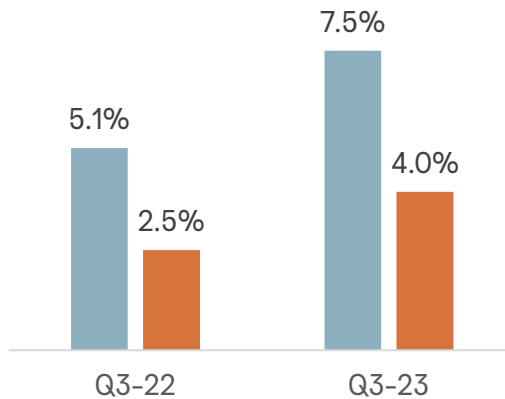
*Allowances / PDLs*



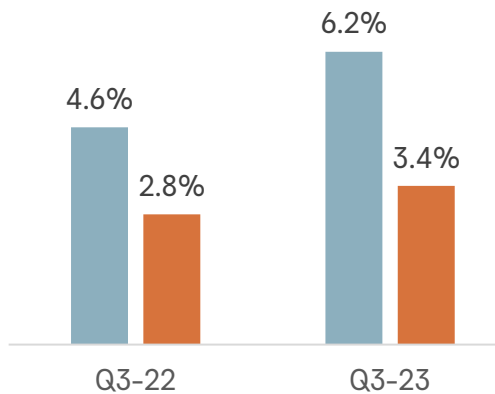
### Commercial Loan Portfolio PDLs



### Consumer Loan Portfolio PDLs



### Mortgage Portfolio PDLs



■ 90-day   
 ■ 30-day   
 ■ Net cost of risk for the quarter



# International and Local Risk Ratings Reflect our Creditworthiness

## International ratings

July 10<sup>th</sup>, 2023

**Baa2  
Stable**

### Moody's Investors Service

"The bank's BCA reflects its strong and resilient earnings generation, its stable access to domestic deposits, which limits refinancing risks and benefits margins."

November 29<sup>th</sup>, 2023

**BB+  
Stable**

### Fitch Ratings

"The bank's ratings also consider its consistent financial performance, reasonable credit and risk policies, and ample and diversified funding base."

July 19<sup>th</sup>, 2023

**BB+  
Stable**

### Standard & Poor's

"Banco de Bogotá's stable outlook reflects our expectation that it will maintain its strong brand in Colombia, along with its geographic diversification through Multibank."

## Local Rating

November 15<sup>th</sup>, 2023

**AAA**

### BRC Ratings S&P Global

"Banco de Bogotá has increased its market share and maintains a solid business position among industry leaders."

Foreign Currency Bonds	Moody's Investors Service	Fitch Ratings	Standard & Poor's
Senior Notes (due 2027)	Baa2/Stable	BB+/Stable	BB+ / Stable
Subordinated Notes (due 2026)	Ba2/Stable	BB-/Stable	

[Click here for our updated rating reports](#)

Quotes from final reports from: Moody's Investor Services, Fitch Ratings, Standard & Poor's and BRC Ratings S&P Global.



## Environment

## Social

## Other Issues

Key Developments

- ✓ Second TCFD report issued in October / 2023

- ✓ Banco de Bogotá signed Asobancaria's **Social Protocol**, promoting diversity, equity, and inclusion in the financial sector.

- ✓ Sustainability Committee' new members: Tomás González, former Minister of Mining & Energy and David Salamanca, former World Bank and IFC consultant. José Fernando Isaza, remains as member of this committee.

Awards and Achievements

- ✓ "Low Carbon Business Action Latam" Award.
- ✓ **Amazonía Debit Card** was recognized by *Reforestamos Mexico* & Climate Action.

- ✓ *Global Compact* and *Asobancaria* highlighted our Financial Education Program, for its contribution to the SDGs and accessibility to individuals with hearing disabilities.

- ✓ Issuance of the first Sustainable Subordinated Bond in the region, worth USD 230 million, aimed for social and green projects.
- ✓ Sustainable Bond of the Year - **Honorable Mention**, from the Global SME Finance Awards 2023.

Key Metrics




- ✓ More than **COP 2.3 trillion** in green loans as of August 2023, growing **7.9x** since December 2020.

- ✓ Over **COP 5 trillion** disbursed in loans aligned with the Social Taxonomy of the Sustainable Subordinated Bond, including micro, small and medium-sized enterprises, and social housing.



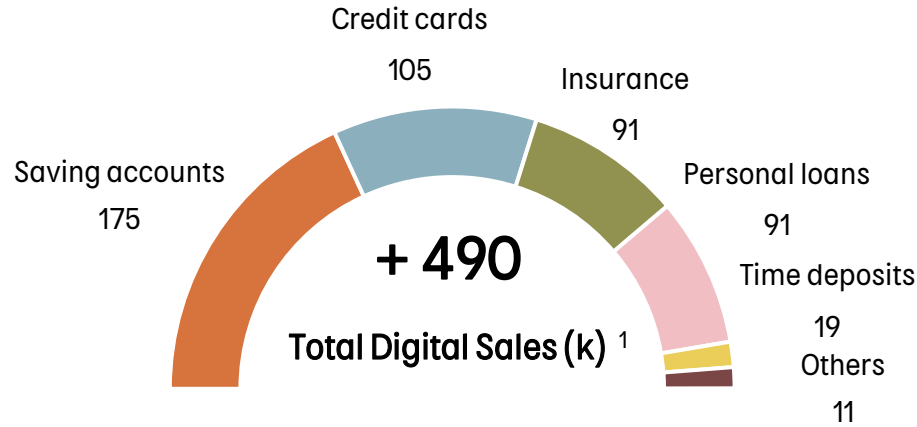
# Q3-2023 Performance Overview

Attributable Net Income for Q3-2023 was \$146.4 billion pesos leading to an annualized 3.8% ROAE.

 <p><b>Profitability</b></p>	<p><b>0.4%</b> ROAA</p>	<p><b>3.8%</b> ROAE</p>	<ul style="list-style-type: none"> <li>Annualized profitability metrics were 0.4% for ROAA and 3.8% for ROAE in Q3-2023.</li> <li>Lending NIM at 5.4% partially offsets Investment NIM at -1%.</li> <li>Fee income ratio increased 152 basis points in the quarter, given continued contribution from banking services and credit &amp; debit card' fees.</li> <li>Efficiency ratio remained at 50.6% and cost to assets improved 8 bps.</li> </ul>
	<p>Net Interest Margin</p>	<p><b>4.5%</b></p>	
	<p>Fee Income Ratio</p>	<p><b>29.1%</b></p>	
	<p><b>50.6%</b> Efficiency Ratio</p>	<p><b>2.6%</b> Cost to Assets Ratio</p>	
 <p><b>Balance Sheet</b></p>	<p>Gross Loans</p>	<p><b>\$ 100.0</b> Ps. Trillion</p>	<ul style="list-style-type: none"> <li>Gross loans grew 2.3% in the quarter and 8.4% YoY, showing positive growth in all portfolios.</li> <li>Deposits increased 1% this quarter, led by higher Time Deposits (+3.4% QoQ), which partially offset the reduction in Saving and Current Accounts (-1.4% and -1.0% QoQ).</li> <li>Deposits / Net Loans ratio remained close to 1x.</li> </ul>
	<p>Total Deposits</p>	<p><b>\$ 91.2</b> Ps. Trillion</p>	
	<p>Deposits / Net Loans</p>	<p><b>0.97x</b></p>	
	<p>Deposits / Funding</p>	<p><b>76.5%</b></p>	
 <p><b>Credit &amp; Capital</b></p>	<p>90+ Days PDL Ratio</p>	<p><b>4.0%</b></p>	<ul style="list-style-type: none"> <li>90-day PDLs deteriorated 15 basis points to 4.0%, whilst 30-day PDLs remained stable.</li> <li>Net cost of risk increased 68 basis points this quarter, driven by retail lending portfolios.</li> <li>Tier 1 ratio stands at 10.0% and total capital adequacy ratio was 12.6%.</li> </ul>
	<p>Net Cost of Risk</p>	<p><b>2.9%</b></p>	
	<p>Tier 1</p>	<p><b>10.0%</b></p>	
	<p>Capital Adequacy</p>	<p><b>12.6%</b></p>	



# Digital Transformation

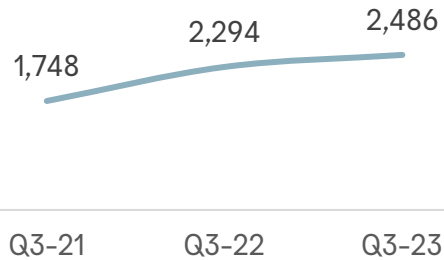


## Sales Channel Transformation



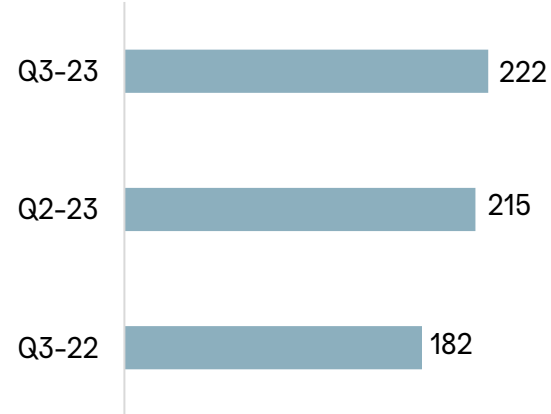
## Active Digital Retail Clients (k)

Δ CAGR 19.2%



**67.7%**  
of our customers use digital channels

## Total Digital Transactions (millions)



**75%**  
of all transactions were performed through digital channels

1. Digital sales are those performed through all our digital channels, including tablets. Sales figures include the following products: savings accounts, credit cards, personal loans, insurance, disbursed mortgage loans, loan purchases, payroll advance (ADN), Term Deposits, payroll loans, substitution of liabilities, BNPL, vehicles, microfinance and checking account.



## Environment

## Social

## Other Issues

Key Developments

- ✓ Second TCFD report issued in October / 2023

- ✓ Banco de Bogotá signed Asobancaria's **Social Protocol**, promoting diversity, equity, and inclusion in the financial sector.

- ✓ Sustainability Committee' new members: Tomás González, former Minister of Mining & Energy and David Salamanca, former World Bank and IFC consultant. José Fernando Isaza, remains as member of this committee.

Awards and Achievements

- ✓ **"Low Carbon Business Action Latam"** Award.
- ✓ **Amazonía Debit Card** was recognized by *Reforestamos Mexico* & Climate Action.

- ✓ *Global Compact* and *Asobancaria* highlighted our Financial Education Program, for its contribution to the SDGs and accessibility to individuals with hearing disabilities.

- ✓ Issuance of the first Sustainable Subordinated Bond in the region, worth USD 230 million, aimed for social and green projects.
- ✓ Sustainable Bond of the Year - **Honorable Mention**, from the Global SME Finance Awards 2023.

Key Metrics

- ✓ More than **COP 2.3 trillion** in green loans as of August 2023, growing **7.9x** since December 2020.

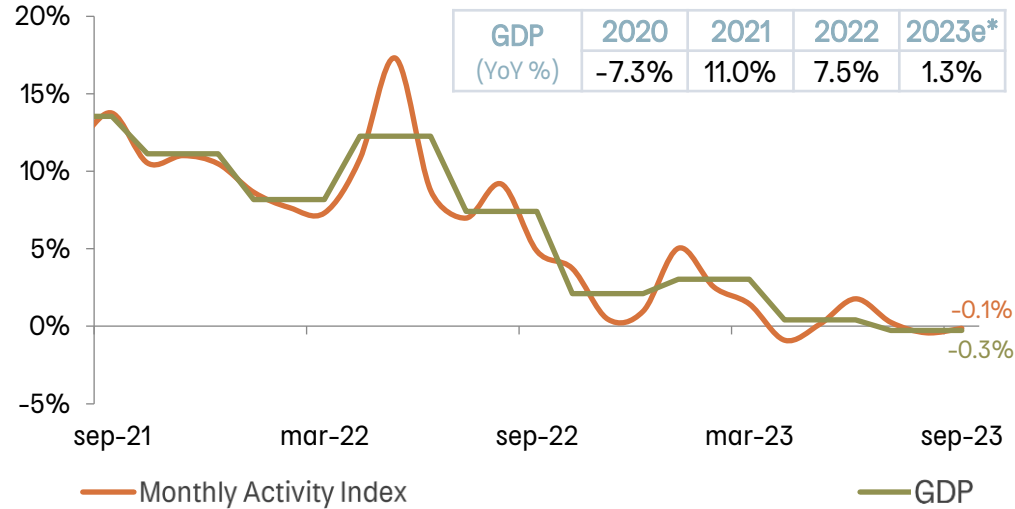
- ✓ Over **COP 5 trillion** disbursed in loans aligned with the Social Taxonomy of the Sustainable Subordinated Bond, including micro, small and medium-sized enterprises, and social housing.



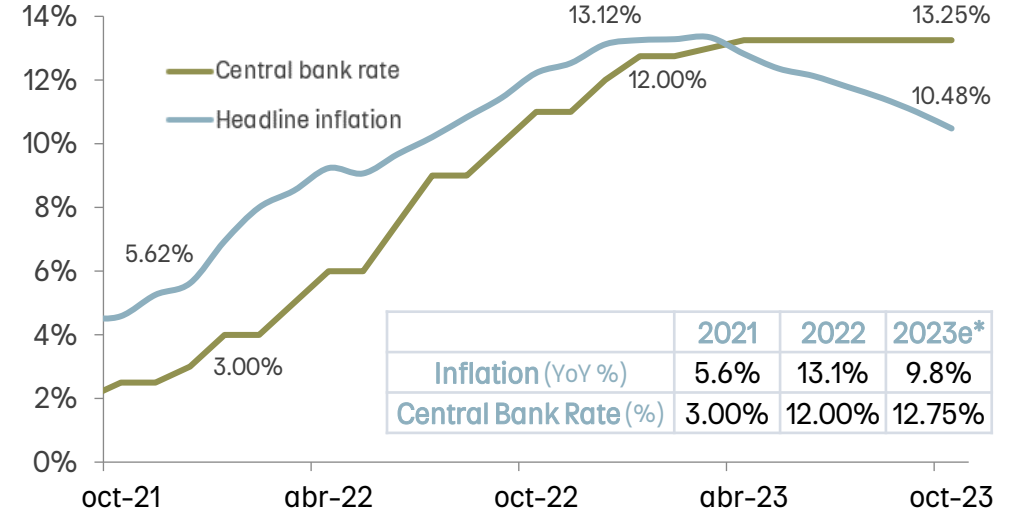


# Context – Colombia Macroeconomic Overview

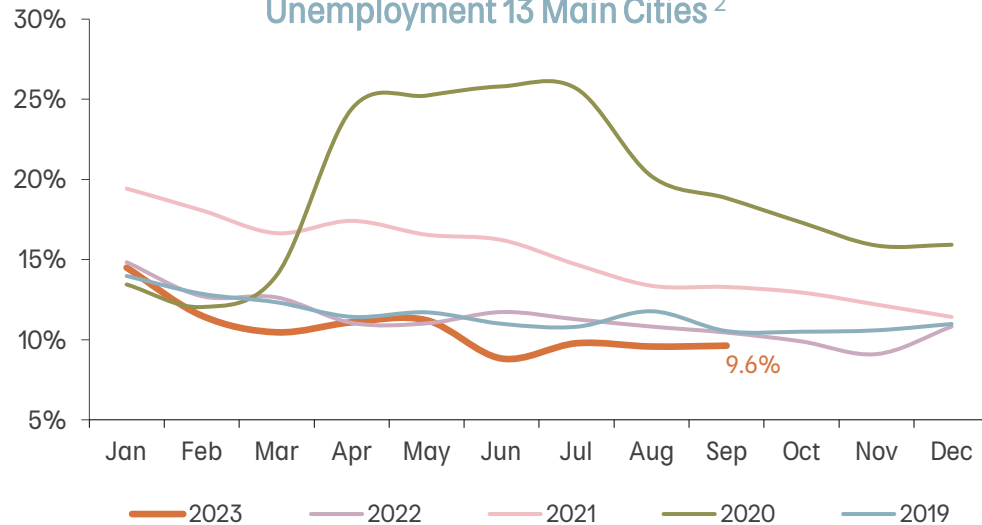
### Monthly Activity Indicator vs. GDP<sup>1</sup> (YoY %)



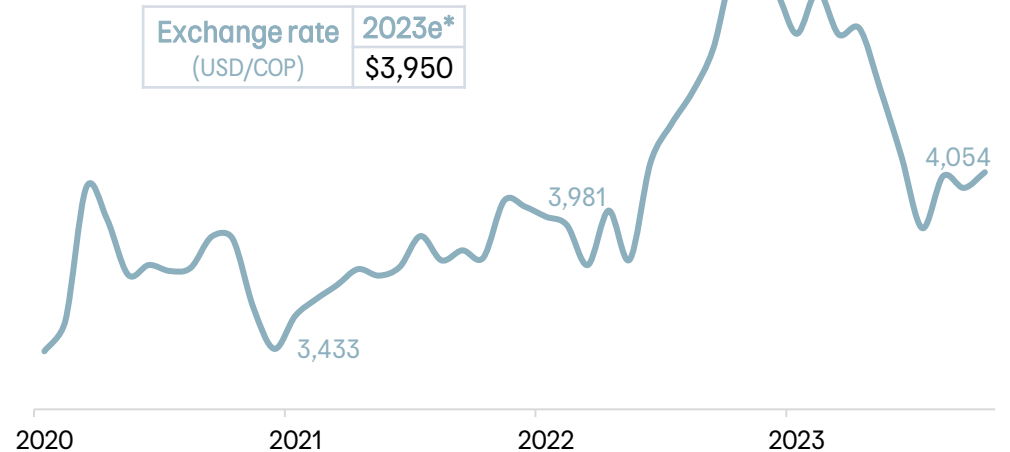
### Inflation vs. Central Bank Rate (YoY %)



### Unemployment 13 Main Cities<sup>2</sup>



### Exchange Rate (USD/COP)



Source: DANE, Banco de la República, Economic Research and Markets Analysis Banco de Bogotá.

\*Estimates may change extensively and materially over time but we expressly disclaim any obligation to review, update or correct the information provided.

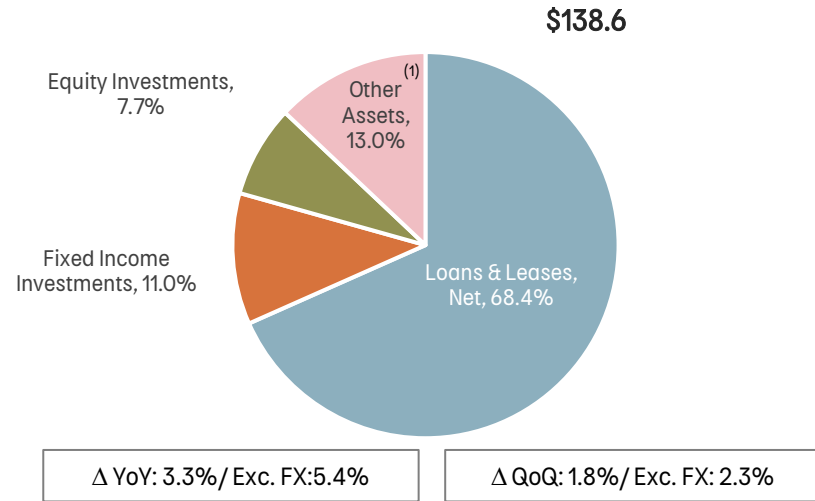
1. Original series.
2. Non-seasonally adjusted series.



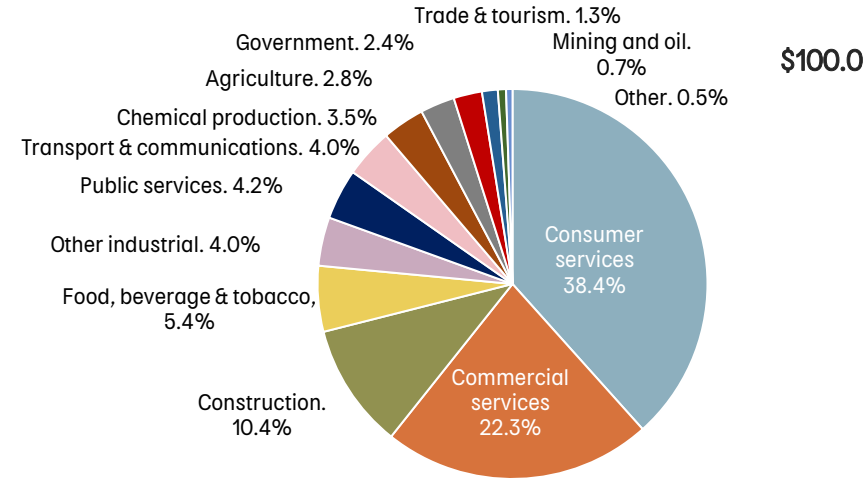
# Assets & Loan Portfolio Detail – Consolidated

Figures in trillions of pesos

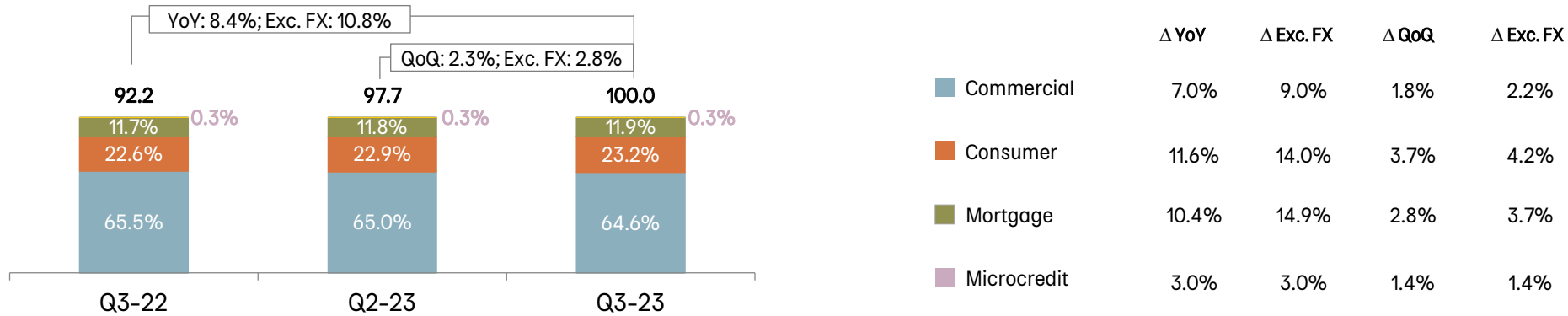
## Total Assets Breakdown



## Gross Loan Portfolio Structure



## Gross Loan Portfolio Breakdown (2)




1. Other Assets: Cash and Balances at Central Bank, Derivatives, Allowance for Financial Assets Held for Investment, Other Financial Assets at Fair Value through Profit or Loss, Non-current Assets Held For Sale, Tangible Assets, Intangible Assets, Other Accounts Receivable, Derivatives Used for Hedging, Other Assets and Income Tax Assets (Deferred Tax Asset and Liability are included on a net basis).  
2. Gross Loans exclude Repurchase Agreements & Interbank Funds.




# Loan Portfolio Quality – PDLs / Gross Loans

### 30-day PDL Ratio

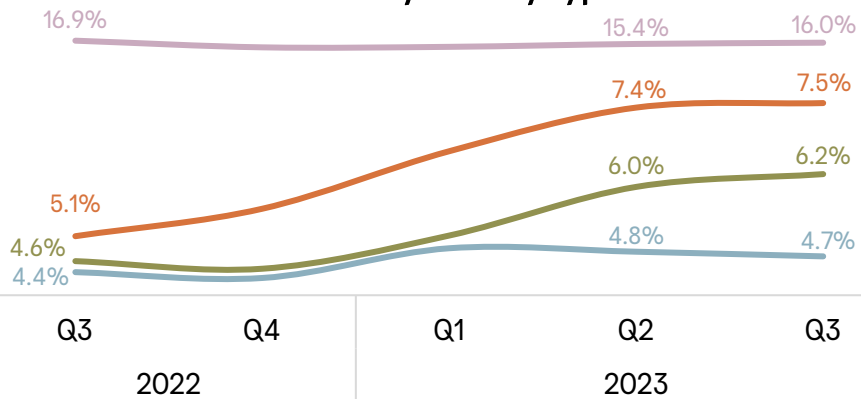


### 90-day PDL Ratio

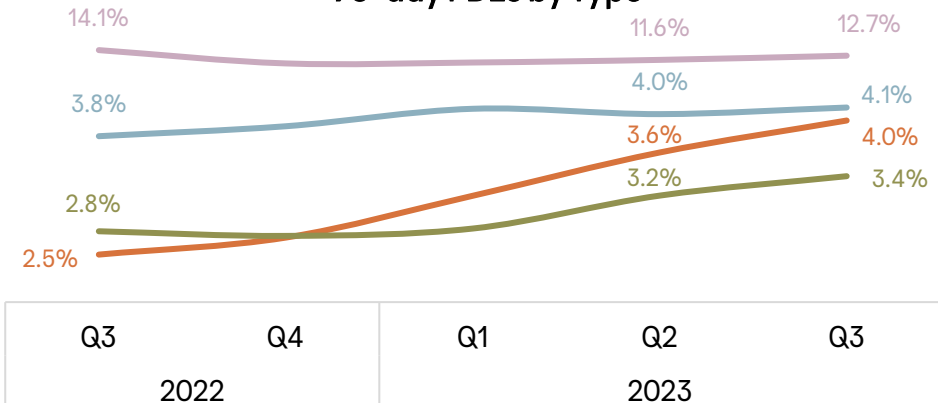


— Consolidated — Colombia — Panama

### 30-day PDLs by Type



### 90-day PDLs by Type



— Commercial — Consumer — Mortgages — Microcredit


• Microcredit PDLs are not graphically up to scale.



# Loan Portfolio Quality – Allowances


## 30-day Coverage Ratio

Allowances / 30-day PDLs




## 90-day Coverage Ratio

Allowances / 90-day PDLs



## Allowances / Gross Loans



Q3 2022    Q4 2022    Q1 2023    Q2 2023    Q3 2023

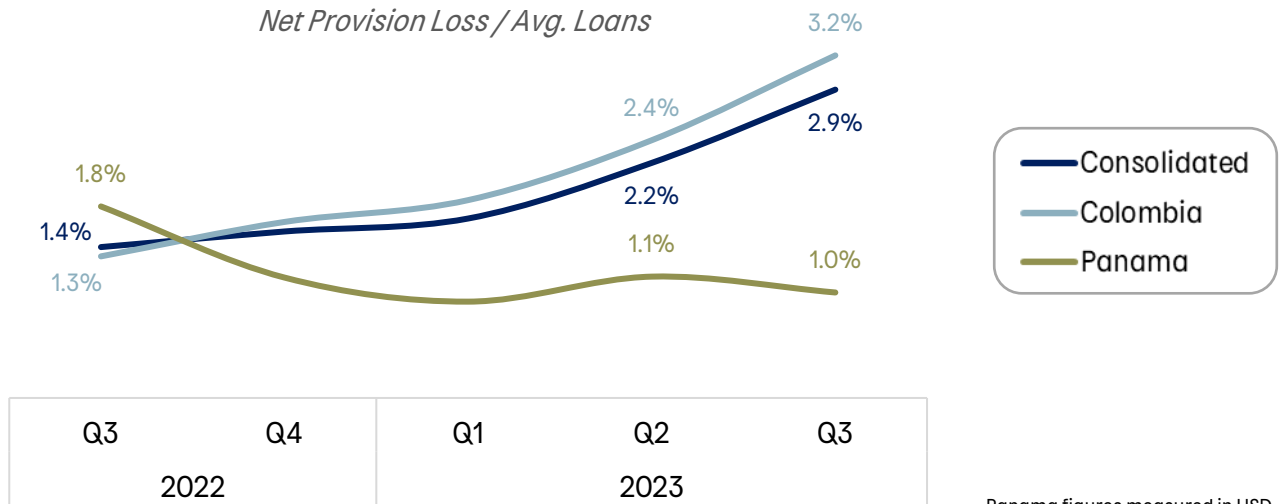
• Panama figures measured in USD.



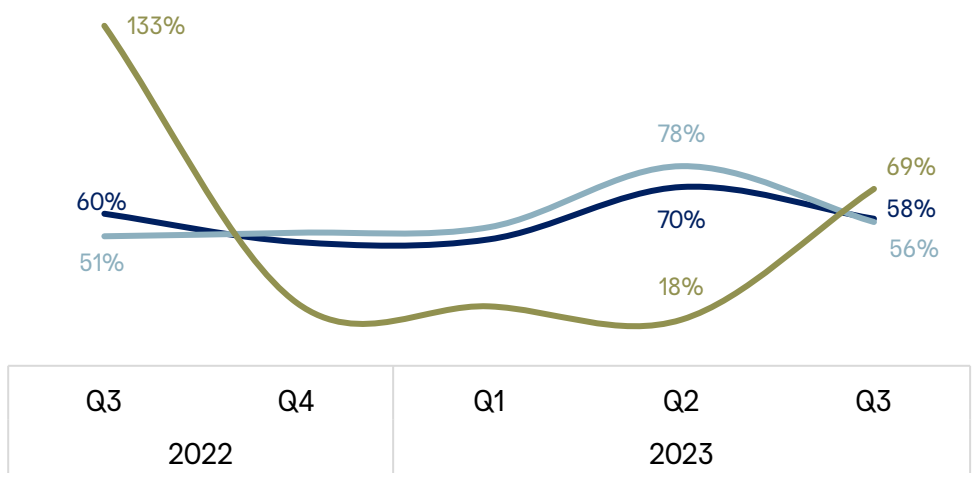
# Loan Portfolio Quality – Cost of Risk & Charge-offs

## Net Cost of Risk

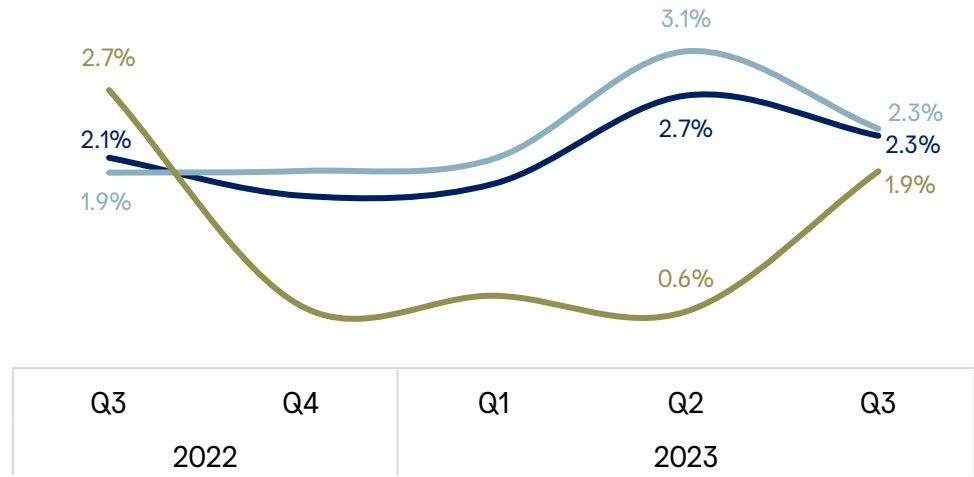
Net Provision Loss / Avg. Loans



## Charge-offs / 90-day PDLs



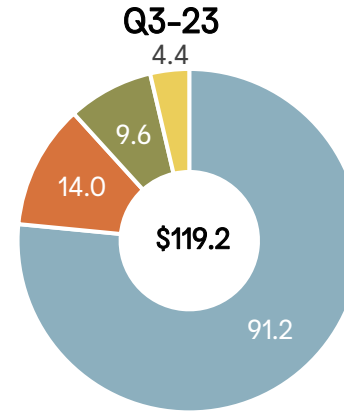
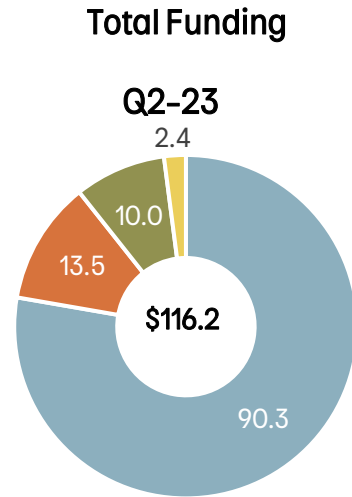
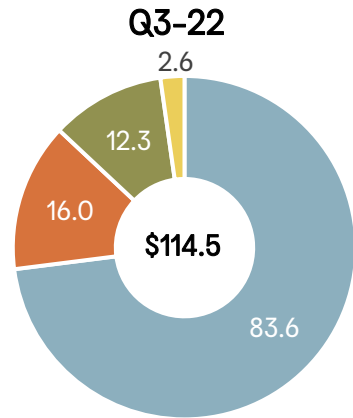
## Charge-offs / Average Loans





# Consolidated Funding

Figures in trillions of pesos



YoY: 4.1%; Exc. FX: 6.4%

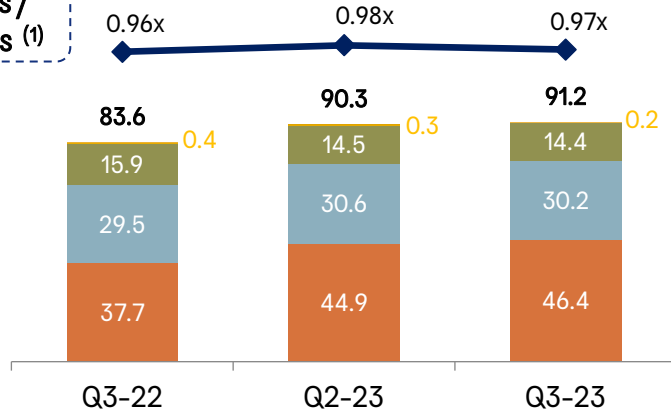
QoQ: 2.6%; Exc. FX: 3.1%

■ Deposits ■ Banks and others ■ Long Term Bonds ■ Interbank Borrowings

	%	Q3-23
Deposits	76.5	
Bank and others	11.7	
Long Term Bonds	8.1	
Interbank Borrowings	3.7	

## Total Deposits

Deposits / Net Loans (1)

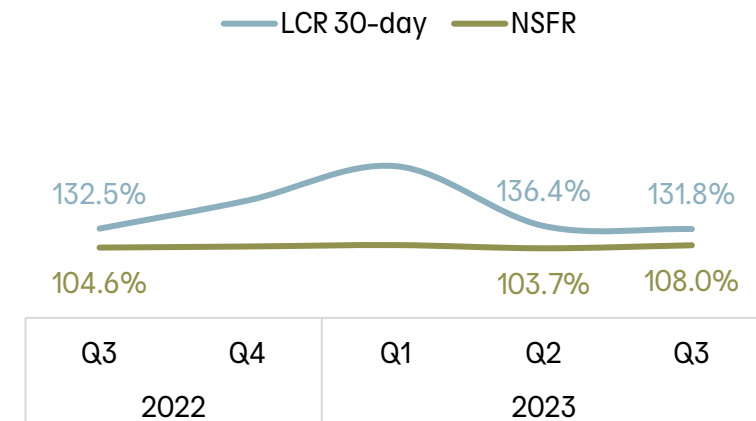


YoY: 9.2%; Exc. FX: 11.3%

QoQ: 1.0%; Exc. FX: 1.4%

	%	Q3-23
Time Deposits	50.9	
Saving Accounts	33.1	
Checking Accounts	15.8	
Other <sup>(2)</sup>	0.2	

## LCR and NSFR



1. Net Loans include commercial, consumer, mortgages, microcredit and allowances. Deposits include Checking and Saving Accounts, Time Deposits and Other Deposits.

2. Other Deposits include Deposits from Other Banks and Correspondent Accounts, Banking Services Liabilities, Collection Banking Services and Other Deposits.

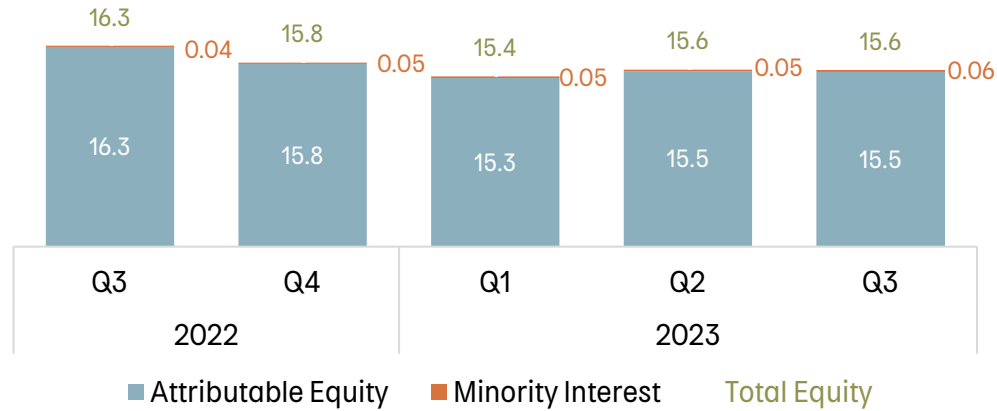


# Equity & Capital Adequacy as Reported

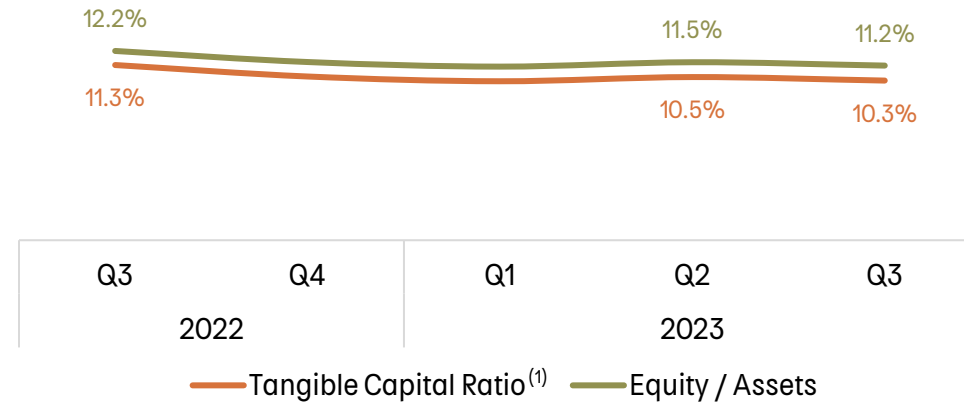
Figures in trillions of pesos

## Equity Composition

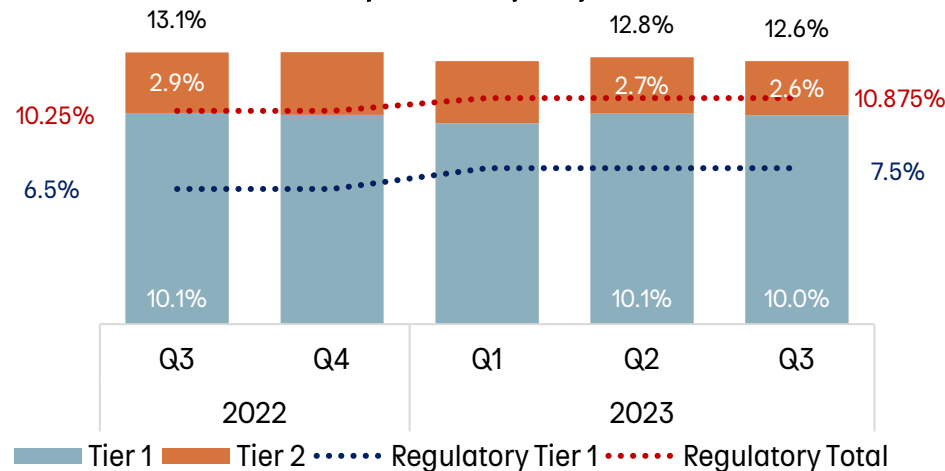
Δ YoY: -4.7%  
Δ QoQ: -0.1%



## Tangible Capital Ratio & Equity / Assets



## Capital Adequacy<sup>(2)</sup>



1. Tangible Capital Ratio is calculated as Total Equity minus Goodwill and Other Intangible Assets / Total Assets minus Goodwill and Other Intangible Assets.  
2. Capital ratios are calculated under the methodology of the Colombian Financial Superintendence.



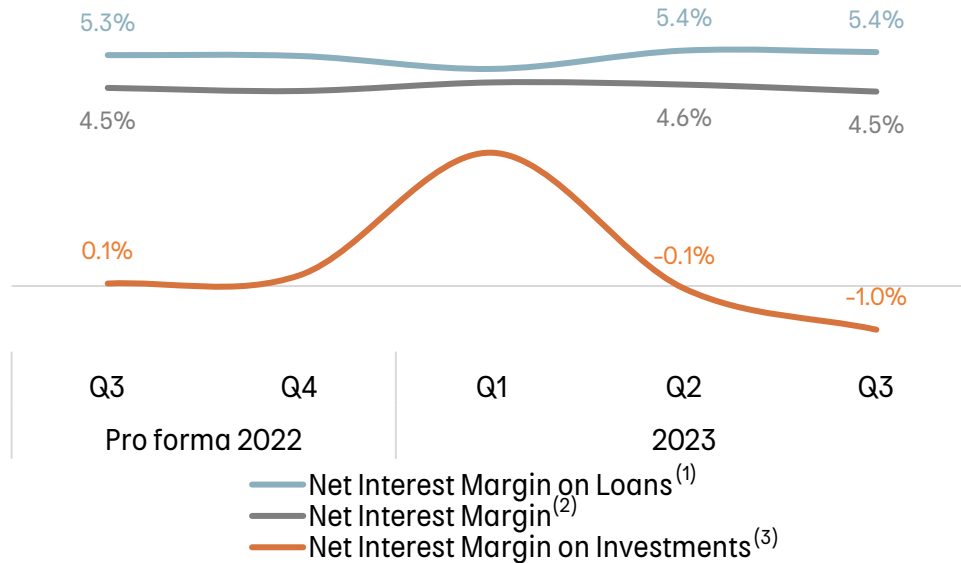
# Consolidated NIM

Figures in billions of pesos

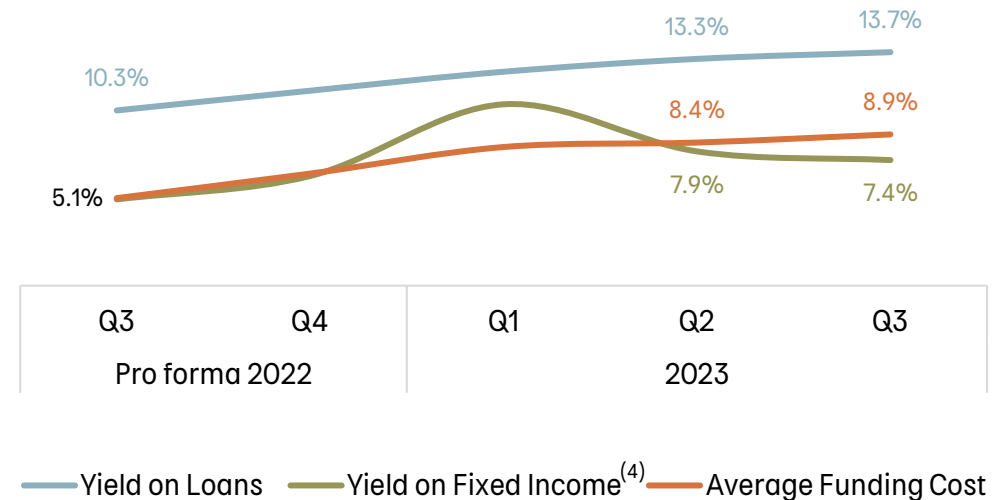
## Net Interest Income

	Q3-22	Q2-23	Q3-23	Growth Rate			
				YoY	Exc. Fx	QoQ	Exc. Fx
Net Interest Income	1,219.3	1,284.4	1,258.4	3.2%	4.3%	-2.0%	-1.3%

## Net Interests Margins



## Yields by Quarter



- Quarterly ratios are annualized.
- 1. Lending NIM: Net Interest Income on Loans for the period, annualized / Average Loans and Financial Leases.
- 2. Net Interest Income + Net Trading Income from Investment Securities Held For Trading, annualized / Average Interest Earning Assets.

- 3. Investment NIM: Net interest income on Fixed Income Securities + Net Trading Income From Investment Securities Held for Trading + Income from Interbank and Overnight Funds, annualized / Average Securities + Interbank and Overnight Funds.
- 4. Includes Interbank Funds and Repurchase Agreements.

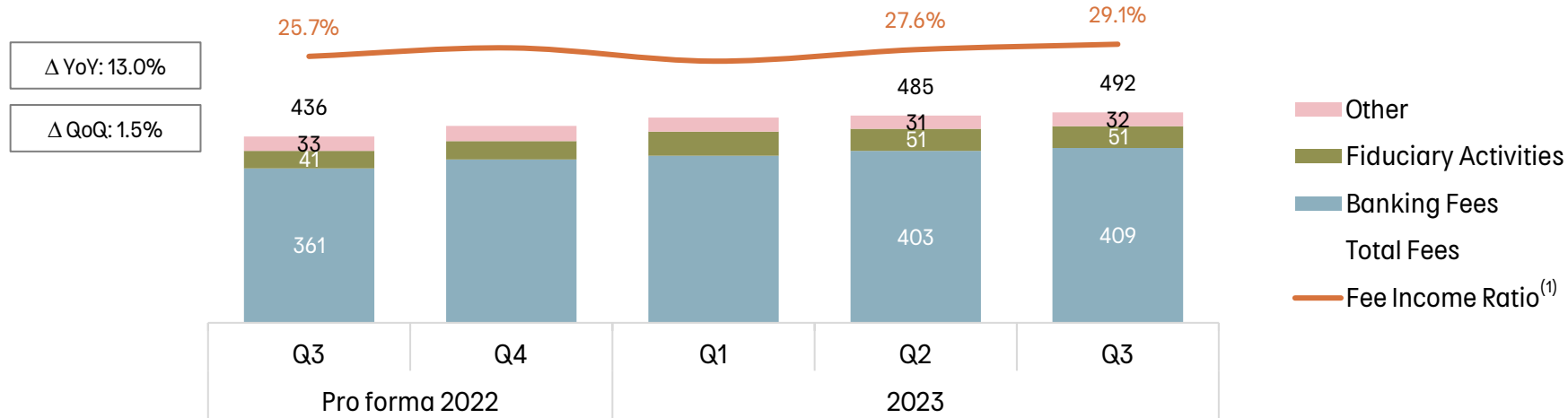




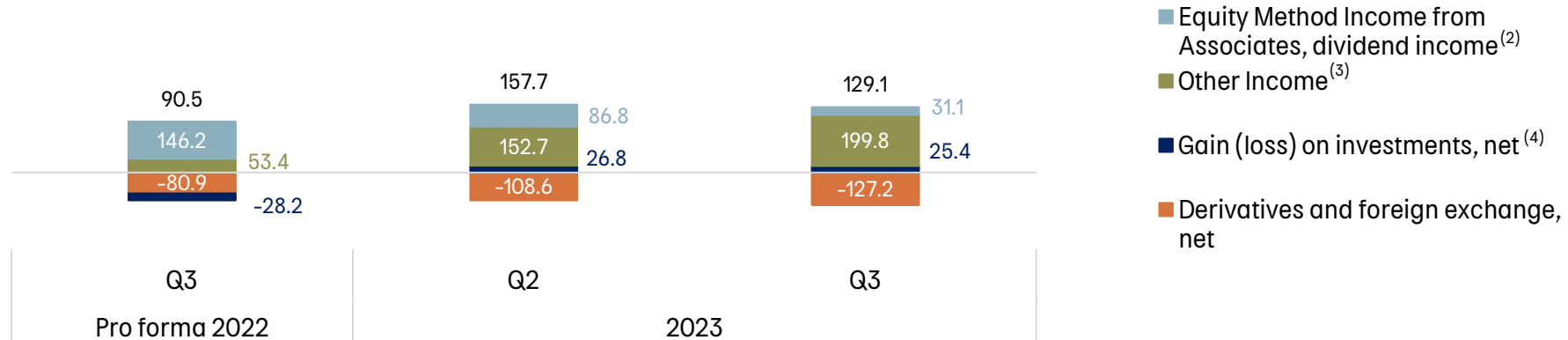
# Fees and Other Income

Figures in billions of pesos

## Fee Structure



## Other income



- Pro-forma figures exclude BHI's contribution.
- 1. Fee Income ratio is calculated:  $\text{Gross Fee Income} / \text{Net Interest Income Before Provisions} + \text{Gross Fee Income} + \text{Total Other Operating Income, net (excluding Others)}$ .
- 2. Equity method income from associates includes Corficolombiana, Porvenir, Casa de Bolsa, Servicios de Identidad Digital & ATH.
- 3. Includes: Net Gain on Sale of Investments, Earnings on the Sale of Non-current Assets Held for Sale, Net Gain on Asset Valuation and Other Income.
- 4. Gain (loss) on Investments, net includes: Net Trading Income from Investment Securities Held for Trading.



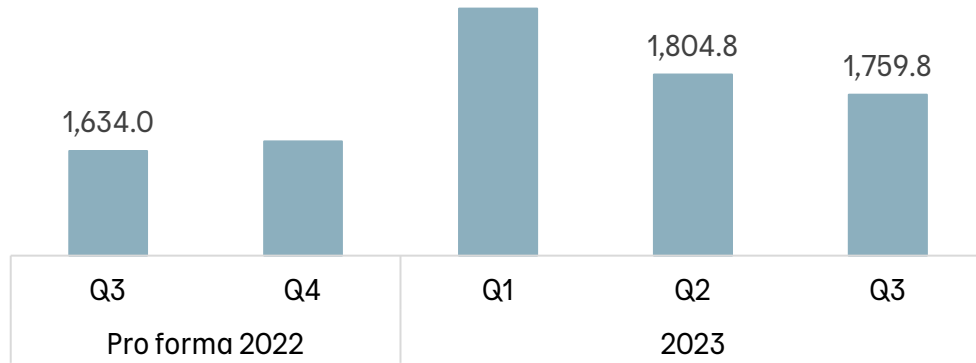
# Efficiency

Figures in billions of pesos

## Total Income<sup>(1)</sup>

Δ YoY: 7.7%

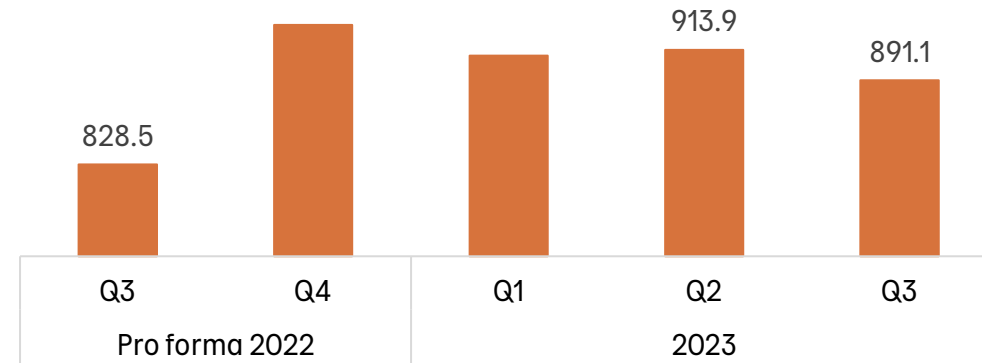
Δ QoQ: -2.5%



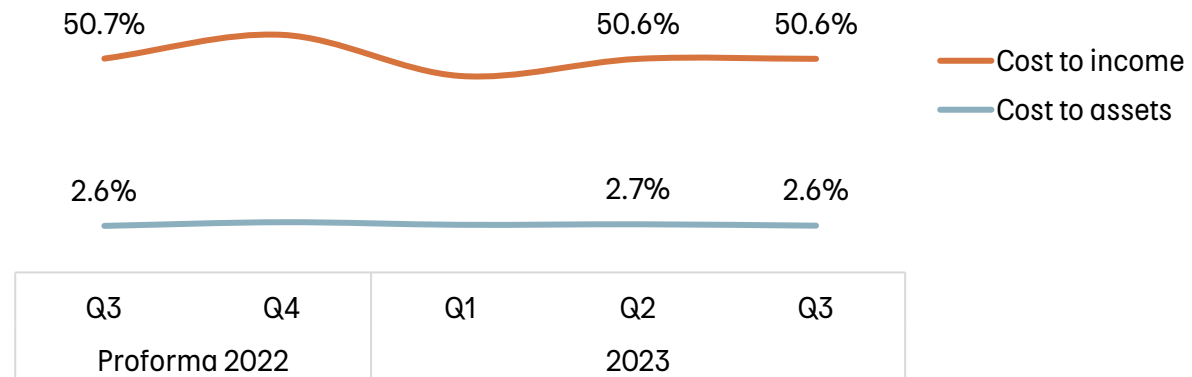
## Total Operating Expenses

Δ YoY: 7.6%

Δ QoQ: -2.5%



## Efficiency<sup>(2)</sup>



1. Total Income: includes Net Interest Income, Net Income from Commissions and Fees, Net Trading Income, Net Income from Other Financial Instruments Mandatory at FVTPL and Total Other Income.  
 2. Pro forma figures adjust assets to exclude BHI's Discontinued Assets.



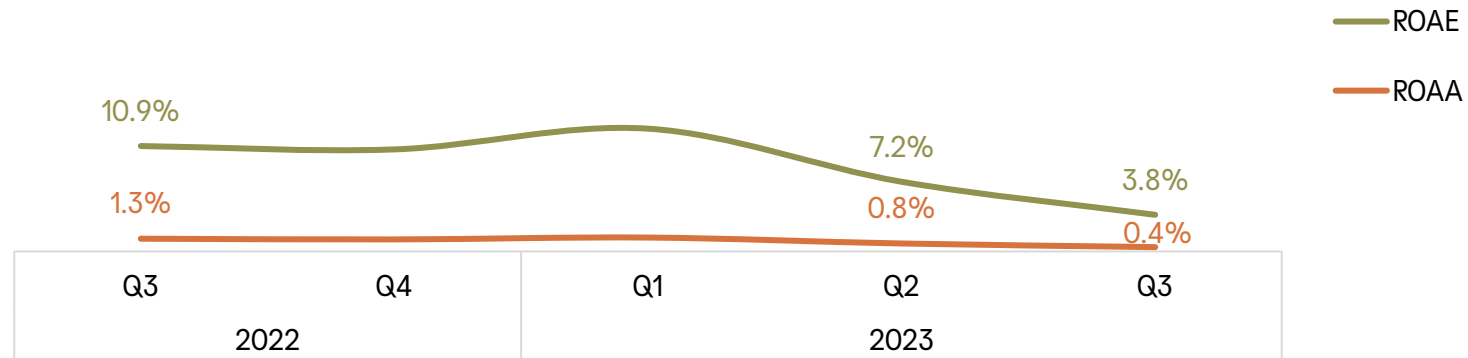
# Profitability as Reported & of Comparable Operations

Figures in billions of pesos

## Net Attributable Income by Quarter



## Profitability<sup>(1)</sup>



1. ROAA & ROAE exclude BHI's extraordinary income.

- ROAA for each period is calculated as annualized net income divided by average assets.
- ROAE for each period is calculated as annualized net income attributable to shareholders divided by average attributable shareholders' equity.

# Banco de Bogotá



[www.bancodebogota.com](http://www.bancodebogota.com)

## Contact Information

Germán Salazar Castro – Executive Vice-President  
Javier Dorich Doig – FP&A, Corporate Development and IR Head

[investor.relations@bancodebogota.com.co](mailto:investor.relations@bancodebogota.com.co)